

# I. Windlasses



## VXIL Vertical Windlass

VXIL offers the same design features as the rest of the VX range, but with a compact in-line motor solution. The VXIL model is fitted with a refined motor and epicyclical gearbox combined with a small, compact and efficient motor. The VXIL is a great addition to our vertical windlass range, without compromising performance and freeing up space below deck.

The VXIL offers a maximum pull of 920kg, providing strong performance and robust design for boats up to 36ft.

- Manual clutch release
- Drum option
- Stylish stainless steel and composite construction
- 500W & 800W 12V motors available



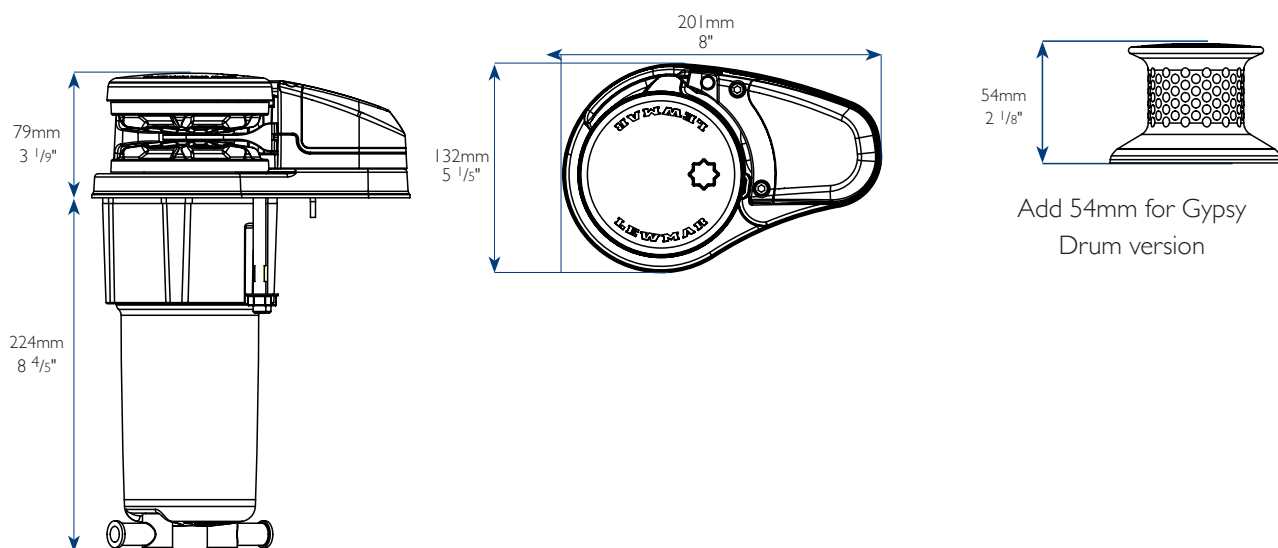
### VXIL Specifications

MODEL	MAX PULL		WORKING LOAD LIMIT		MAX LINE SPEED		NORMAL CURRENT DRAW AMP	CIRCUIT BREAKER AMP	APPROX WEIGHT GO		APPROX WEIGHT GD	
	KG	LB	KG	LB	M/MIN	FT/MIN			KG	LBS	KG	LB
500W	650	1433	160	352	20	60	75	50	8	18	8.5	19
800W	920	2028	230	507	21	63	105	70	8	18	8.5	19

Windlass performance values are tested using +/-10% 12 voltage simulating the operation parameters of an installed battery system of a boat.



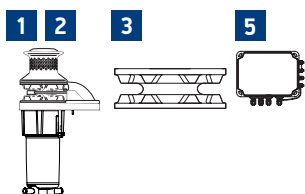
## Dimensions Diagram



## VX1L Standard Windlass Kits

PART NUMBER	DESCRIPTION
69100050	VX1L G0 500 6/7MM 1/4" STD KIT
69100051	VX1L G0 800 6/7MM 1/4" STD KIT
69100052	VX1L G0 500 8MM 5/16" STD KIT
69100053	VX1L G0 800 8MM 5/16" STD KIT
69100054	VX1L G0 500 6/7MM 1/4" STD KIT
69100055	VX1L G0 800 6/7MM 1/4" STD KIT
69100056	VX1L G0 500 8MM 5/16" STD KIT
69100057	VX1L G0 800 8MM 5/16" STD KIT

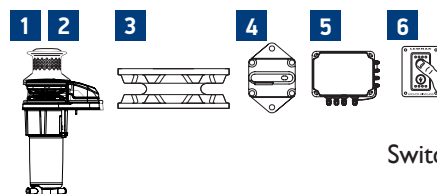
VX1L Standard windlass kit includes deck unit and inline motor gearbox, solenoid and gypsy



## VX1L Extended Windlass Kits

PART NUMBER	DESCRIPTION
69100060	VX1L G0 500 6/7MM 1/4" EXTD KIT
69100061	VX1L G0 800 6/7MM 1/4" EXTD KIT
69100062	VX1L G0 500 8MM 5/16" EXTD KIT
69100063	VX1L G0 800 8MM 5/16" EXTD KIT
69100064	VX1L G0 500 6/7MM 1/4" EXTD KIT
69100065	VX1L G0 800 6/7MM 1/4" EXTD KIT
69100066	VX1L G0 500 8MM 5/16" EXTD KIT
69100067	VX1L G0 800 8MM 5/16" EXTD KIT

Extended windlass kit includes deck unit and inline motor gearbox, solenoid, rocker switch, circuit breaker and gypsy



Switch kit and accessories  
see page 52-60